


**ACTIVE**  
**C8016207**  
**Board: F**  
Agri-Business

## 35130 BEATON ROAD

Abbotsford  
Matsqui  
V3G 1P4

**\$1,879,900** (LP)  
(SP)  
(LR sq. ft. p/a) 



9.62 acres income producing Blueberry farm in Matsqui prairie area with a Custom built 2 Storey Home on it. Perfect for those looking for a lifestyle of country living. Very clean field and well looked after blueberry plants set up for machine harvest. Main Floor has open foyer, great room, kitchen, den, office, storage room and has Master bedroom with 5 piece ensuite, Upper Floor has 3 large bedrooms 1 bath and huge games room over garage. Shed with built in chemical storage and bathroom for farm use. Professionally planted Blueberry field with approx 7 acres of full production Duke and 2 acres in Blue Crop. Good rental income for mortgage help. Easy access to Abbotsford Mission Hwy.

**P.I.D.:** 006-820-441

**Property Type:** Agri-Business

**Zoning/Land Use:** A2

**Land Sz SF/Acres:** 419,047 / 9.62

**Brochure:**

**Prop. Tax/Year:** \$4,423.26 / 2017

**Width / Depth:** 517.00 / 809.00

**Transaction Type:** For Sale

**Sale Type:** Asset

**Virtual Tour:**

### Property Details

**Interest In Land:** Freehold

**Environmental Assessment Phase:** None

**Occupancy:** Owner

**Seller's Rights Reserved:** No

**Amenities:**

**Site Services:**

**Restrictions:**

**Major Use:** Berry  
**Water Supply:** Shallow Well  
**Sewer Septic:** Septic Tank & Field

**Registered Water Rates:** N  
**Acres of Freehold:**  
**Acres of Leasehold:**

**Main Residence Sq. Foot:**

### Lease Details

**Leased Rate Sq. Foot:**

**Leased Size Sq. Foot:**

**Lease Type:**

**Lease Op Cost SqFt:**

**Additional Rent/SF:**

**Lease Term (Months):**

**Lease Expiry Date:**

**Lease SubLease:**

**Tot. Spce Avail for Lse:**

**Subj. Unit Cont. Spce:**

### General Building Details

**Subj. Space SqFt:** 3,080

**Width / Depth:** /

**Year Built:** 1999

**Complex Name:**

**# of Buildings:**

**# of Storeys:**

**# of Loading Doors:**

**# of Grade Doors:**

**Parking Spaces:** 10

**# of Elevators:**

**Roof:** Asphalt Shingles

**HVAC:** Forced Air, Heat Pump

**Building Type:**

**Construction Type:** Wood Frame

**Firm:** [Sutton Group-West Coast Realty \(Abbotsford\)](#)




**ACTIVE**  
**C8016202**

**Board:** V  
Agri-Business

## 10160 NO 6 ROAD

Richmond  
East Richmond  
V6W 1E7

**\$4,980,000** (LP)  
(SP)  
(LR sq. ft. p/a) 



Rare find 6.11 acres farmland with wide frontage of 350 ft. Great location. Lot of 350' x 760' = 266,151 sq ft. Property comes with 2 storey with 5 bedrooms and 2 baths. Also the whole-sale nursery business included, 3 acres has been vegetable farmed with very rich soil. There are 42 detached operating poly-heated greenhouses. The established business with stable clientele for over 30 years, growing a variety of plants and flowers. Great potential holding property or build your new dream home. Golf course is nearby, convenient to all amenities, close to Silver City Riverport Theatre, hotel, restaurant & recreation centre with easy access to Highway 99.

**P.I.D.:** 000-444-723

**Property Type:** Agri-Business, Business ...

**Zoning/Land Use:** AG1

**Land Sz SF/Acres:** 266,151 / 6.11

**Prop. Tax/Year:** \$311.69 / 2017

**Width / Depth:** 350.00 / 760.00

**Transaction Type:** For Sale

**Sale Type:** Asset

**Virtual Tour:**

**Brochure:**

### Property Details

**Interest In Land:** Freehold

**Environmental Assessment Phase:** Not Applicable

**Occupancy:** Owner

**Seller's Rights Reserved:** No

**Amenities:**

**Site Services:**

**Restrictions:**

**Major Use:** Nursery  
**Water Supply:** Municipal  
**Sewer Septic:** Septic Tank & Field

**Registered Water Rates:**  
**Acres of Freehold:** 6  
**Acres of Leasehold:**

**Main Residence Sq. Foot:** 2,290

### Lease Details

**Leased Rate Sq. Foot:**

**Leased Size Sq. Foot:**

**Lease Type:**

**Lease Op Cost SqFt:**

**Additional Rent/SF:**

**Lease Term (Months):**

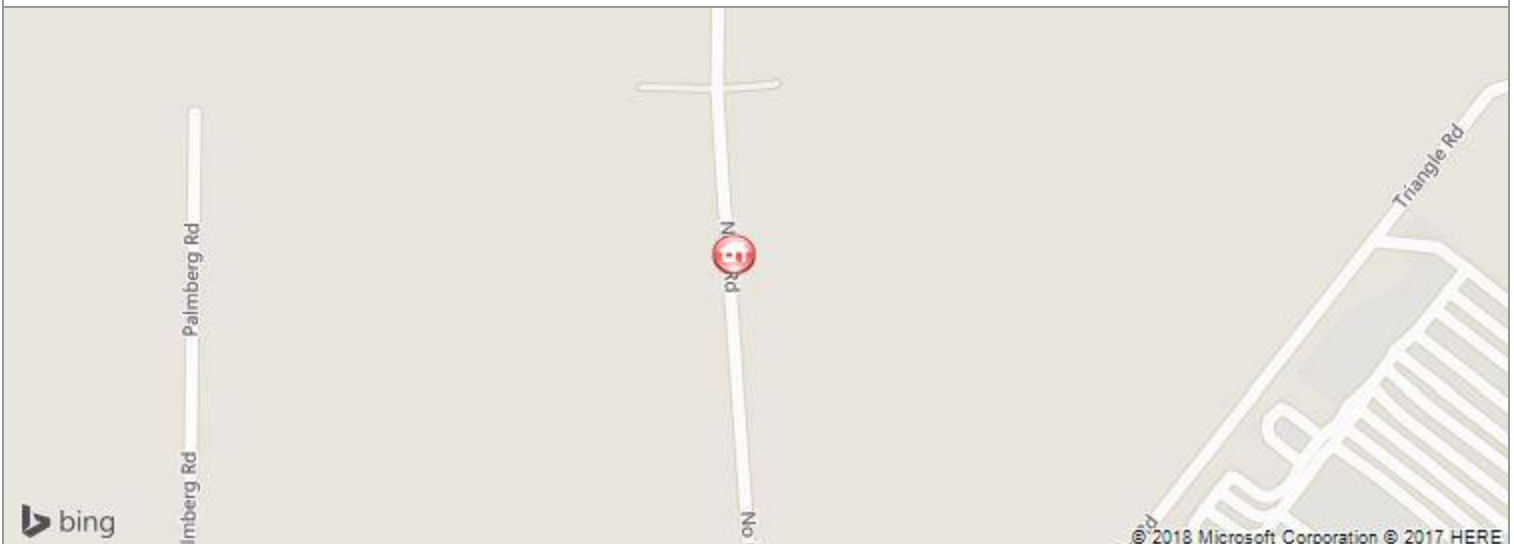
**Lease Expiry Date:**

**Lease SubLease:**

**Tot. Spce Avail for Lse:**

**Subj. Unit Cont. Spce:**

**Firm:** [Regent Park Fairchild Rlty Inc](#)




**ACTIVE**  
**C8016046**

**Board:** H  
Agri-Business

## 9455 GIBSON ROAD

Chilliwack  
East Chilliwack  
V2P 6H4

**\$2,500,000** (LP)  
(SP)  
(LR sq. ft. p/a) 



Great East Chilliwack greenhouse operation. Approximately 1 acre of double poly gutter connect greenhouses, complete with coolers and propagating area with room to expand. Currently set for propagating and potted plant production. Hot water heat, back up generator, environmental control system. Updated 2,800 sq. ft. 3 bedroom home. Large country kitchen, fireplace, and hardwood floors. Gorgeous property. For view please call.

**P.I.D.:** 013-037-501

**Property Type:** Agri-Business

**Zoning/Land Use:** AL

**Land Sz SF/Acres:** 404,572 / 9.29

**Brochure:**

**Prop. Tax/Year:** \$1,468.32 / 2017

**Width / Depth:** /

**Transaction Type:** For Sale

**Sale Type:** Asset

**Virtual Tour:**

### Property Details

**Interest In Land:** Freehold

**Environmental Assessment Phase:** None

**Occupancy:** Owner

**Seller's Rights Reserved:** No

**Amenities:** Outside Storage, Visitor Parking

**Site Services:**

**Restrictions:** Within ALR

### General Building Details

**Subj. Space SqFt:** **Width / Depth:** /

**Year Built:**

**Complex Name:**

**# of Buildings:** **# of Storeys:**

**# of Loading Doors:** **# of Grade Doors:**

**Parking Spaces:** **# of Elevators:**

**Roof:** Asphalt Shingles

**HVAC:** Separate Water Heaters, Separate HVAC Units

**Building Type:**

**Construction Type:** Wood Frame, See Remarks

**Major Use:** See Remarks

**Water Supply:** Municipal

**Sewer Septic:** Septic Tank & Field

**Registered Water Rates:** N

**Acres of Freehold:**

**Acres of Leasehold:**

**Main Residence Sq. Foot:**

### Lease Details

**Leased Rate Sq. Foot:**

**Leased Size Sq. Foot:**

**Lease Type:**

**Lease Op Cost SqFt:**

**Additional Rent/SF:**

**Lease Term (Months):**

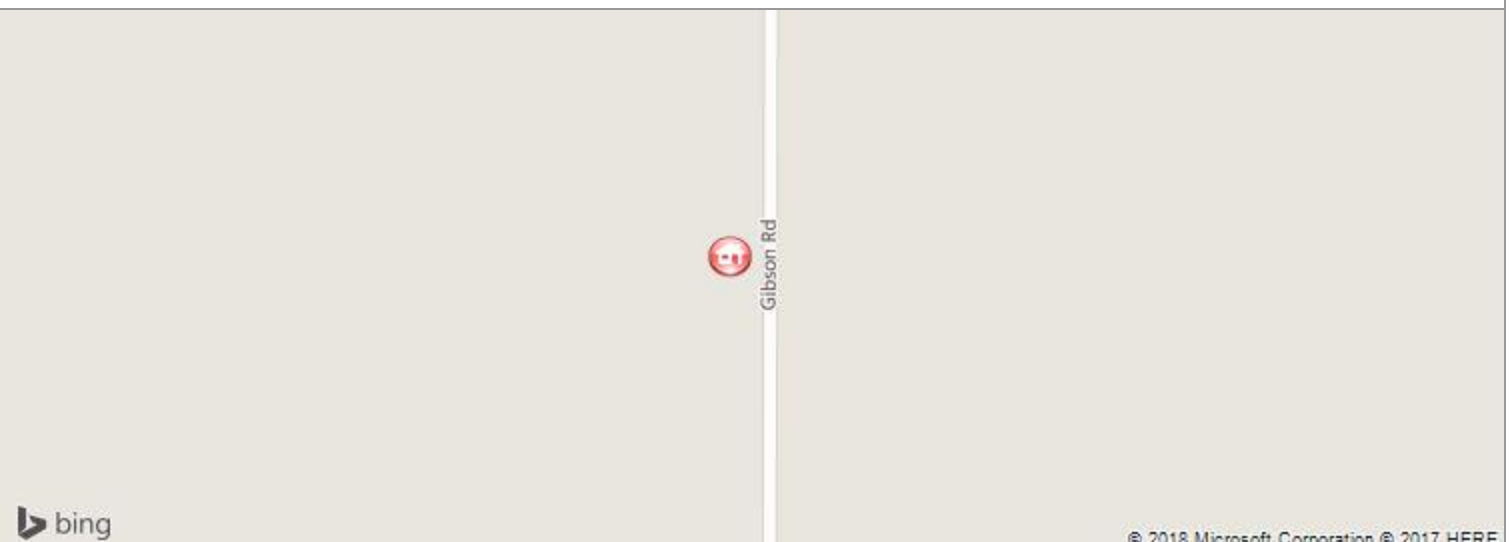
**Lease Expiry Date:**

**Lease SubLease:**

**Tot. Spce Avail for Lse:**

**Subj. Unit Cont. Spce:**

**Firm:** [Pacific Evergreen Realty Ltd.](#)



© 2018 Microsoft Corporation © 2017 HERE